



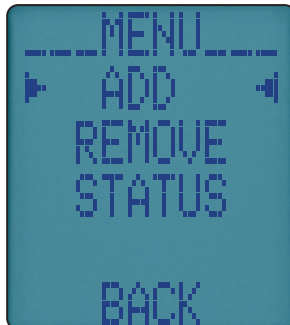
# Welcome




KANE-LINK wireless measurement & data transfer  
Quick reference guide

- 1 Connect device to FGA

Rotate dial to  use    & select LINK

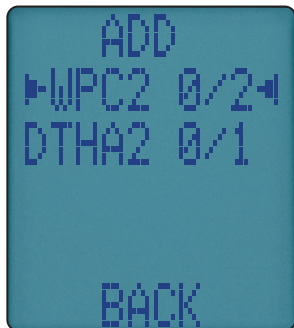
- 2 Select Menu option



To ADD, REMOVE & check STATUS of optional KANE LINK devices use   

# 3

## Select device



Use ▲ ▼ ← to select device

KANE-WPCP2 serial number



Serial number more than 10 digits use last 10 digits only

Serial number less than 10 digits add 000 eg 0002001228



Use ▲ ▼ ← to enter the serial number of each device

KANE-DTHA2 serial number



**Note:** KANE-WPCP2 will require serial number adding for each clamp

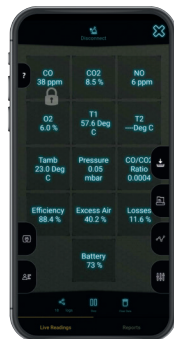



# 4

## Transfer data to KANE APP

To transfer data to a connected smart device running a KANE APP

Rotate dial to  use ▲ ▼ ← & select APP



# Customer Service

# 0800 059 0800

Email: [sales@kane.co.uk](mailto:sales@kane.co.uk) Outside UK Call +44 1707 375550

Follow us on...

