




SERIES MTL5541 | GALVANIC BARRIER



BENEFITS/FEATURES

- Easy snap-in installation for most DIN rails
- Safe to use in hazardous locations

APPLICATIONS

- Electrically isolates pressure and level transmitters from unregulated circuits for intrinsically safe applications

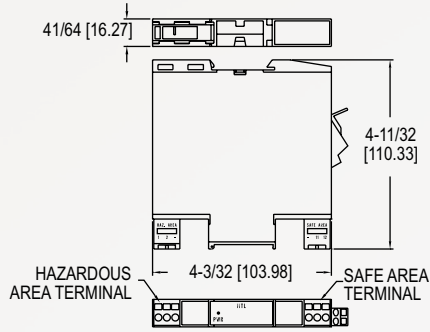
DESCRIPTION

The **Series MTL5541 Galvanic Barrier** provides intrinsically safe isolation for communication with Dwyer® transmitters approved for use in hazardous areas. This galvanic barrier eliminates the need for a high integrity earth ground required when using shunt type diode type safety barriers. DIN rail mounting and plug-in signal and power connectors simplify installation and maintenance.

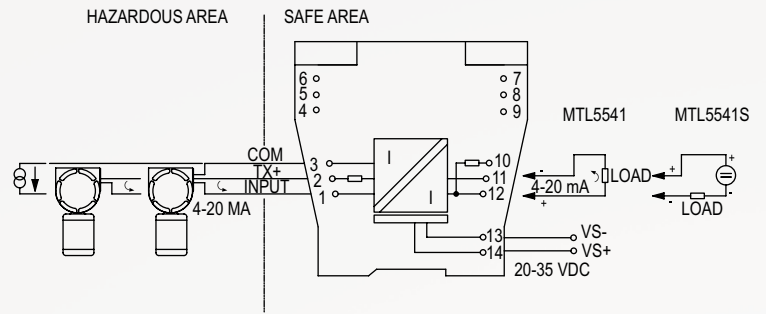
SPECIFICATIONS

Hazardous Area Input	Signal range: 0-24 mA (including over-range); Transmitter voltage: 16.5 V at 20 mA.
Safe Area Output	Signal range: 4-20 mA; Under/over-range: 0-24 mA; Load resistance: 0 to 360Ω @ 24 mA, or 0 to 450Ω @ 20 mA; Current sink: 600Ω max.; Maximum voltage source: 24 VDC; Output resistance: > 1 MΩ.
Power Requirement	20-35 VDC.
Response Time	Settles to within 10% of final value within 50 μs.
Current Consumption	51 mA @ 24V.
Maximum Power Dissipation	0.7 W @ 24 VDC, 1.0 W @ 24 VDC.
Isolation	250 V RMS, tested at 1500 V RMS minimum, between safe-area and hazardous-area terminals; 50 V between safe-area circuits and power supply.
Transfer Accuracy at 68°F (20°C)	Better than 15 μA.
LED Indicator	Green: Power indication.
Temperature Limits	Operating: -6 to 140°F (-20 to 60°C); Storage: -40 to 176°F (-40 to 80°C).
Temperature Drift	< 0.8μA/°C.
Humidity	5 to 95% RH.
Mounting	T-section 35 mm DIN rail (7.5 or 15 mm) to EN 50022.
Terminals	Accommodate up to 2.5 mm ² stranded or single-core.
Safety Description	V _o = 28 V, I _o = 93 mA, P _o = 651mW, U _m = 253 RMS or DC.
Weight	5.3 oz (150 g).
Agency Approvals	See table.

DIMENSIONS

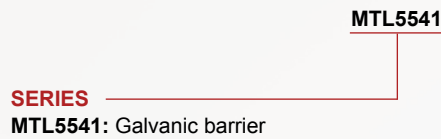


WIRING DIAGRAM



HOW TO ORDER

Use the **bold** characters from the chart below to construct a product code.



ACCESSORIES

Model	Description
A-360	Aluminum DIN rail 1 m

ORDER ONLINE TODAY!

dwyer-inst.com/Product/SeriesMTL5541



DWYER INSTRUMENTS, INC.

©Copyright 2021 Dwyer Instruments, Inc.
Printed in U.S.A. 7/21

DS-MTL5541 Rev. 1

Important Notice: Dwyer Instruments, Inc. reserves the right to make changes to or discontinue any product or service identified in this publication without notice. Dwyer advises its customers to obtain the latest version of the relevant information to verify, before placing any orders, that the information being relied upon is current.