

bi-metal thermometers

DS 2.5", 3", 4", 5"

(63-80-100-125 mm)



These instruments are designed for use in chemical, petrolchemical processing industries. They are built to resist the most severe operating conditions created by the environment and the process medium. An Argonarc welded case/bulb strengthens the whole construction.

6.TB7 - Standard Model

Designation: EN 13190.

Accuracy class: 2 as per EN 13190, measuring range.

Indication ranges: 0...+1000 °F (-20...+500 °C).

Measuring ranges: +15...+840 °F (-10...+450 °C).

Overtemperature limit: 10% of full scale range for temperature ≤ 750 °F (400 °C); max 930 °F (500 °C).

Ambient temperature: -13...+149 °F (-25...+65 °C).

Max working pressure: 200 psi - 15 bar (without thermowell).

Protection degree: IP 55 as per EN 60529/IEC 529.

Process connection: stainless steel.

Bulb: ø 0.24 (cod. 4), ø 0.31" (cod. 5) (6-8 mm) stainless steel

Bulb length: 3.94-5.91-7.87-9.84" (100 - 150 - 200 - 250 mm)

Measurement element: bi-metal spiral shaped.

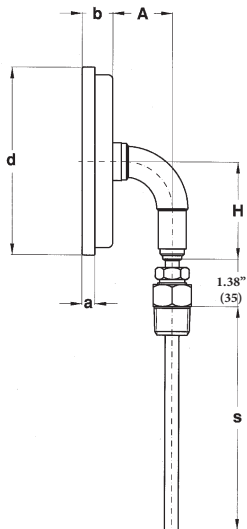
Case: stainless steel.

Ring: stainless steel, crimped.

Window: plexiglas.

Dial: aluminium, white with black markings.

Pointer: not adjustable, aluminium, black.



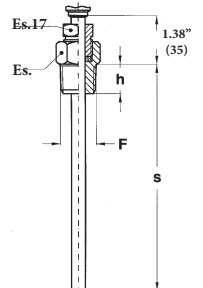
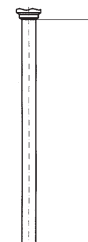
	DS	a	b	d	A	H
D	3" (80)	0.32" (8,2)	0.67" (17)	3.13" (79,5)	1.36" (34,5)	2.09" (53)
E	4" (100)	0.29" (7,4)	0.71" (18)	4.32" (109,8)	1.36" (34,5)	2.09" (53)
F	5" (125)	0.26" (6,5)	0.65" (16,5)	5.09" (129,2)	1.36" (34,5)	2.64" (67)

dimensions : inches (mm)

DS 3-4-5" (80-100-125 mm)

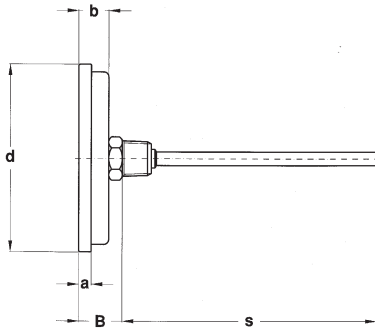
1 - Lower connection

F	Hex.	h
41M G 1/2 A	0.87" (22)	0.55" (14)
43M 1/2-14 NPT	0.87" (22)	0.67" (17)



0 - Without threaded connection

9 - Sliding male and swivel nut

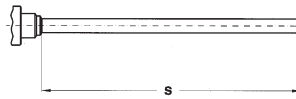


DS 2.5-3-4-5" (63-80-100-125 mm)

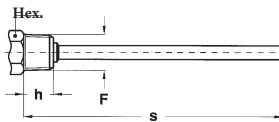
4 - Back connection

DS	a	b	d	B
C 2.5" (63)	0.23" (5,8)	0.51" (13)	2.67" (67,9)	0.83" (21)
D 3" (80)	0.32" (8,2)	0.67" (17)	3.13" (79,5)	0.98" (25)
E 4" (100)	0.29" (7,4)	0.70" (17,7)	4.32" (109,8)	1.01" (25,7)
F 5" (125)	0.26" (6,5)	0.65" (16,5)	5.09" (129,2)	0.96" (24,5)

0 - Without threaded connection



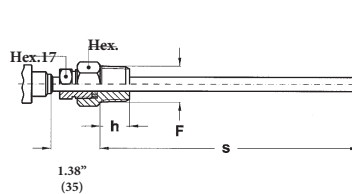
3 - Fixed male



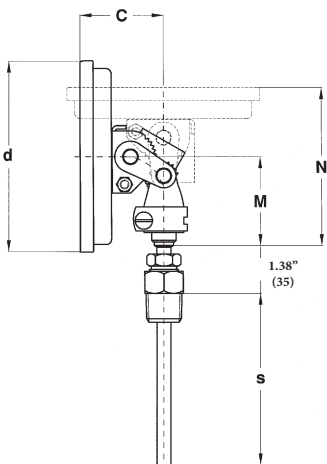
F	Hex.	h
41M G 1/2 A	0.87" (22)	0.55" (14)
43M 1/2-14 NPT	0.87" (22)	0.67" (17)
21M G 1/4 A	0.67" (17)	0.47" (12)

dimensions : inches (mm)

9 - Sliding male and swivel nut



F	Hex.	h
41M G 1/2 A	0.87" (22)	0.55" (14)
43M 1/2-14 NPT	0.87" (22)	0.67" (17)



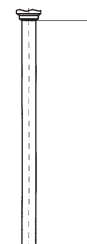
DS	d	C	M	N
E 4" (100)	4.32" (109,8)	1.88" (47,7)	2.03" (51,5)	3.59" (91,2)
F 5" (125)	5.09" (129,2)	1.83" (46,5)	2.03" (51,5)	3.54" (90)

F	Hex.	h
41M G 1/2 A	0.87" (22)	0.55" (14)
43M 1/2-14 NPT	0.87" (22)	0.67" (17)

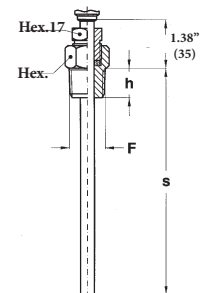
dimensions : inches (mm)

DS 4-5" (100-125 mm)

9 - Every angle connection



0 - Without threaded connection



9 - Sliding male, swivel nut

"HOW TO ORDER" SEQUENCE

Section / Model / Mounting / Connection type / Diameter / Range / Process connection / Bulb type and length / Options

6	TB7	1	0	C	41M	4
		4	1	D	43M	5
		9	3	E	21M	
			9	F		